

Appendix A Community Survey

The City of Englewood developed an online survey to obtain input about the community needs for the overall park system. The data of the survey was shared with and analyzed by our team.

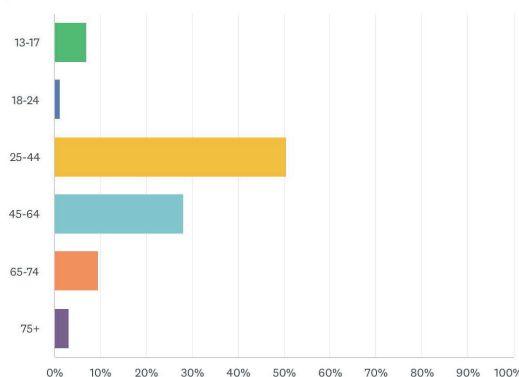
Community members were invited to submit comments about the Englewood parks system through an online survey. This online survey was open from October 2023 to December 2023 and was powered by SurveyMonkey. 514 people responded, and they were free to skip any question(s) they wished.

Englewood park use is influenced by many factors including but not limited to, age, and address. Survey participants were asked to identify their age group and ward in which they live. About half of the respondents were in the 25-44 age range (260), followed by 28% in the 45-64 age range (144). Only 43 respondents were below the age of 25.

The majority of respondents were located in Ward 2 (182, 35%) followed by 122 from Ward 1, and 74 and 72 from Wards 3 and 4 respectively. 12% of respondents did not know which ward they were located in.

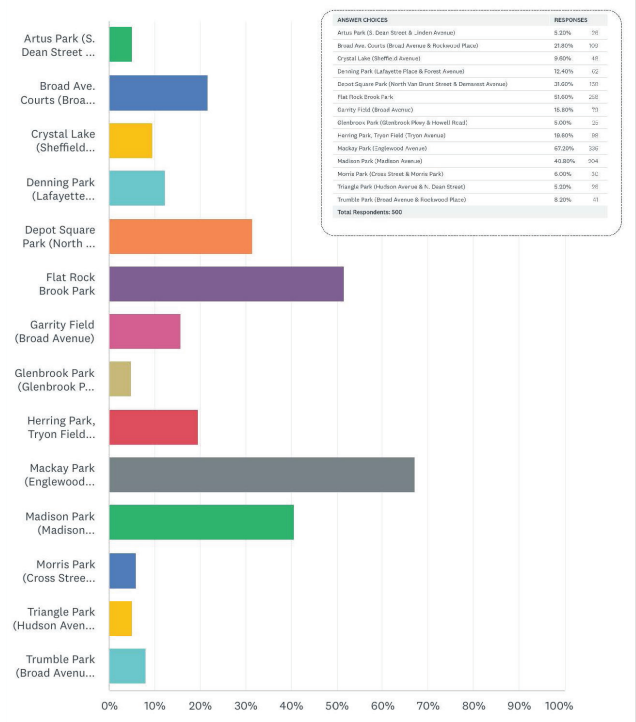
To understand the demand and develop a ranking of the most popular parks within City limits, participants were asked to select from a list of all parks in Englewood. There was no limit on the parks you could select. The most frequently visited park the two largest ones, Mackay Park

Age



ANSWER CHOICES	RESPONSES	
13-17	7.13%	37
18-24	1.35%	7
25-44	50.48%	262
45-64	28.13%	146
65-74	9.63%	50
75+	3.28%	17
TOTAL		519

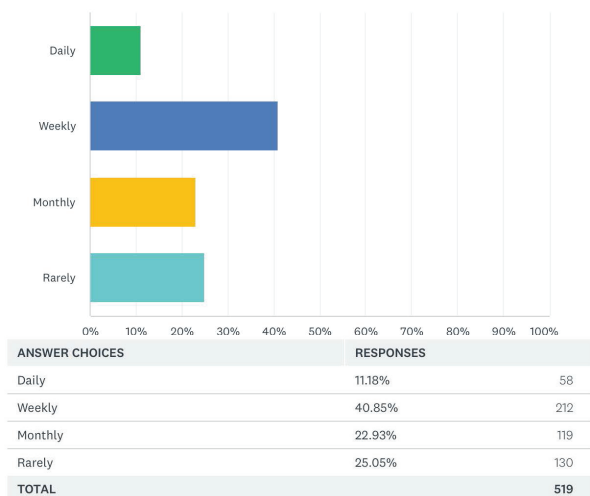
City Parks Visited this year (Choose all that apply)



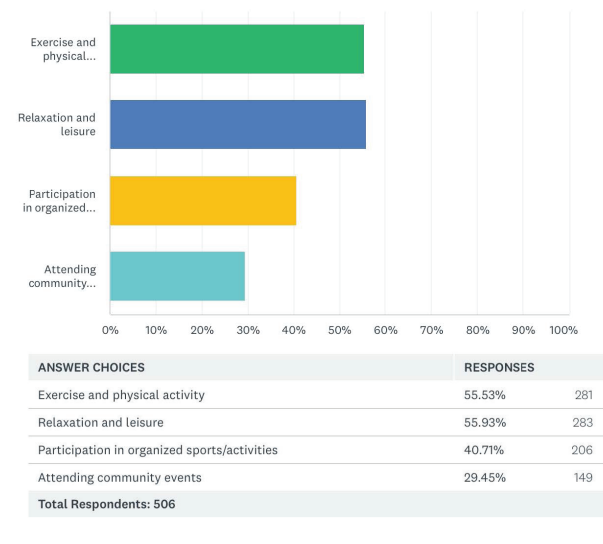
(67%) and Flat Brook Nature Preserve (51%). Surprisingly, Madison Park (41%) came in third, although the usable space is relatively small but allows for a wide range of uses.

Insights into the popularity of the park system throughout Englewood provided answers concerning the frequency of park visits. 52% of

How often do you visit parks and recreation facilities in Englewood?



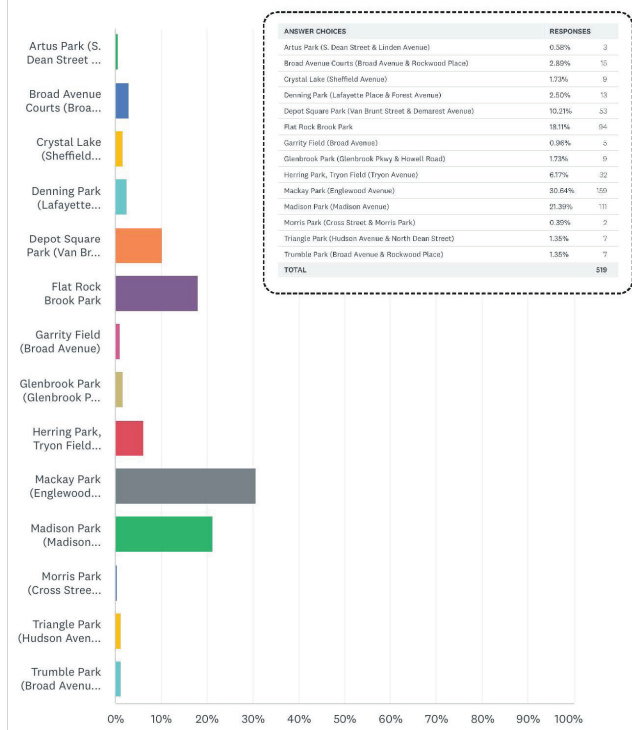
What is the main reason for your visits to parks and recreation facilities? (Choose all that apply)



participants said they visited Englewood parks daily or weekly. Suggesting a high amount of repeat visitation. 23% of participants said they visited parks monthly, and 25% said they rarely visit the parks.

Reasons for visiting the parks shows the amenities the community prefers to utilize. Respondents could select all activities that applied. The most popular reasons for visits were 'Relaxation and Leisure' and 'Exercise and Physical Activity' followed by participation in organized sports/activities and attending community events.

Most recently visited parks (Choose 1)



The parks most recently visited reflected the responses to the “City parks visited this year” question. Mackay was the most popular response with 30% of answers, followed by Madison park and Flat Brook Nature preserve with 21% and 18% respectively. All other parks had 10% or less of respondents select them.

Participants were asked to type in the 3 parks they visit the most outside of Englewood. The most popular parks outside of Englewood were Milton A. Vottee Park in Teaneck, Overpeck Park just south of Englewood, and Van Saun Park in Paramus. All three parks are located within Bergen County and contain recreational

Which parks do you visit outside of Englewood(Choose three)

Milton A. Vottee Park



159/639 (24.9%) responses

Overpeck Park



159/639(24.9%) responses

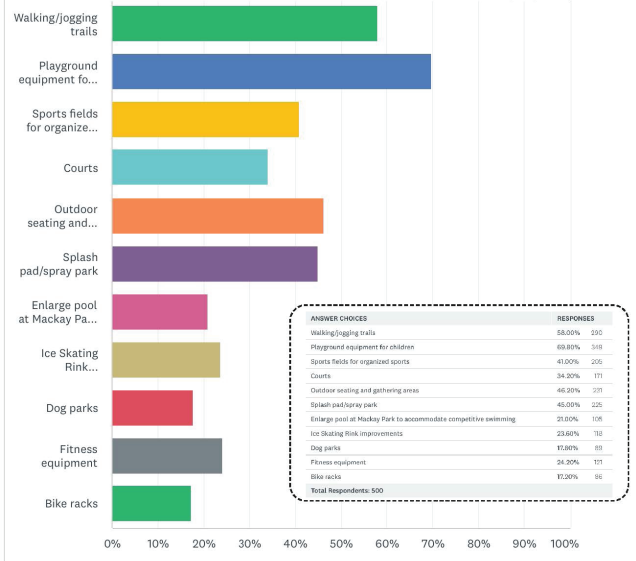
Van Saun Park



72/639 (11.2%) responses

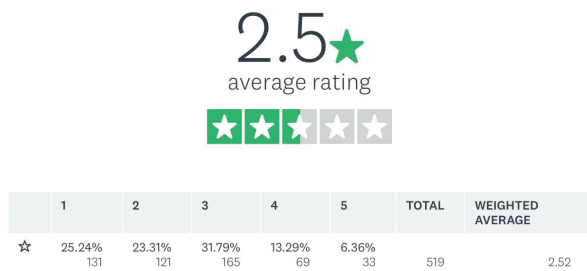
amenities that the community members desire. In fact, many respondents expressed that Milton A. Vottee park should be used as a blueprint for the park system in Englewood because of its diversity in facilities and activities.

Which of the following features would you like to see improved or added to parks and recreation facilities? (Choose all that apply)

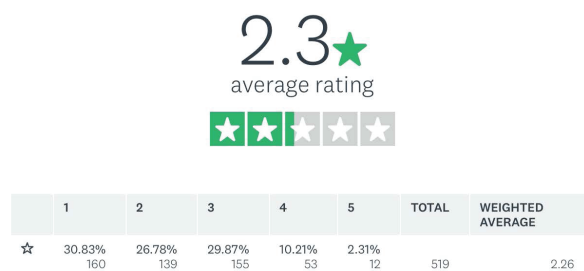


The desire for recreational amenities was seen in response to the question “Which of the following features would you like to see improved or added to our parks and recreation facilities?” Respondents had the opportunity to select anything from walking paths to splash pads. The most popular answer was playground equipment for children (348 responses) followed by walking/ biking trails and outdoor seating and gathering areas with 310 and 231 responses respectively. Splash pad was also a popular answer with 225 responses. Participants also had the opportunity to leave comments with many asking for better maintenance of current facilities and more amenities related to sports and leisure.

On a scale of 1 to 5, please rate the quality of the recreation programs.



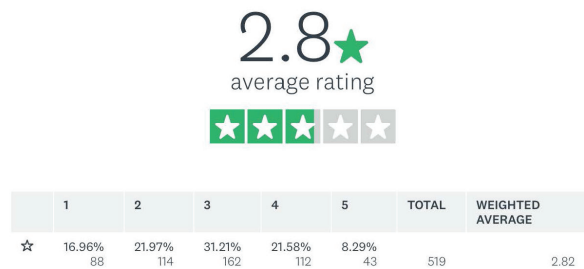
On a scale of 1 to 5, please rate the overall quality of parks and recreation facilities in our community.



Safety

The majority of respondents cited safety as their main concern with the Englewood parks system. People exclaimed that they didn't feel safe bringing their children to parks and that park security should be increased. In addition, many left comments about the need to improve lighting at parks open 24/7.

On a scale of 1 to 5, how safe do you feel at the parks?



On a scale of 1 to 5, how would you rate the cleanliness and maintenance of our parks and recreation facilities?



	1	2	3	4	5	TOTAL	WEIGHTED AVERAGE
☆	28.90% 150	26.78% 139	27.55% 143	13.49% 70	3.28% 17	519	2.35

Cleanliness

Many people voiced their concerns about litter in the parks, with many alcoholic beverages and paraphernalia throughout the parks. Also, there was a concern with the amount of bugs in the parks and the need to open up bathrooms.

Maintenance

The majority of responses were maintenance related. Respondents explained they would rather visit parks outside of the city because the majority of playground equipment is either broken or unsafe for children. Also broken benches and flooded sports field make the parks “unusable” for many community members.

Amenities/Events

Similar to the responses in Question 8, people desire a diverse array of amenities not currently offered by the City. Anything from splash pads to skateparks. Many community members cited the need for safe amenities for children in their responses with examples including, new playground equipment, bigger playgrounds, splash pads, and more. These responses reflect the communities desire for recreation within the City. There was a surprising number of people who also expressed concern about community events. Some people are unaware of events happening, and also wish there were more events and even a community center within the City.

Participants had the opportunity to leave any general comments they wanted about the City parks system. Many individual parks were named in responses with Mackay and Madison Park receiving the most individual responses. Many respondents cited the need for maintenance, security, lighting improvements, updated amenities, and increased number of amenities in each park. Once again many people cited Milton A. Votee park as something the City should look into and try to recreate.